

Floating Suction Units



Model 700

Product Description

Floating Suction Pipe Model 700 delivers cleaner product by collecting the fluid closest to the surface.

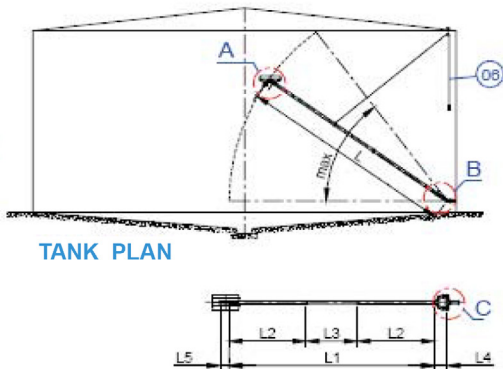
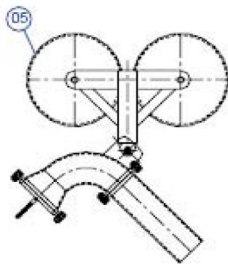
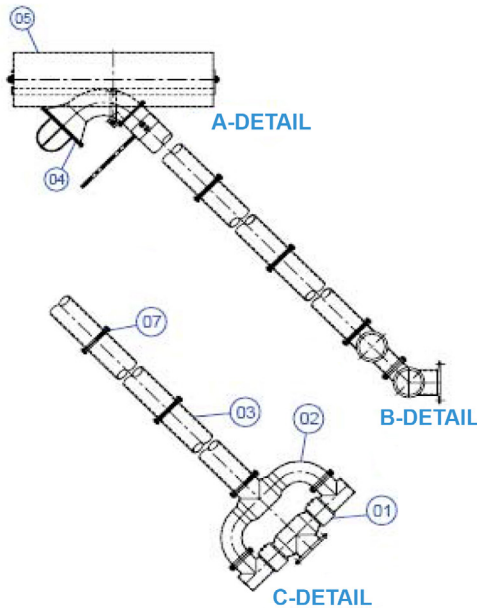
This application is used extensively in air craft, motor fueling, heating oils and petrochemicals.



Storagetech™ provides unique and economical solutions including single and double joint suction units for specific applications.

Manufacturing Materials

No	Part Name	Material
01	Swivel Joint	
02	Elbows	
03	Pipes	Carbon Steel, Stainless Steel,
04	Suction Mouth	Aluminum, Duplex, Hastelloy.
05	Pontoon	
06	Rope Order	
07	Hardware	



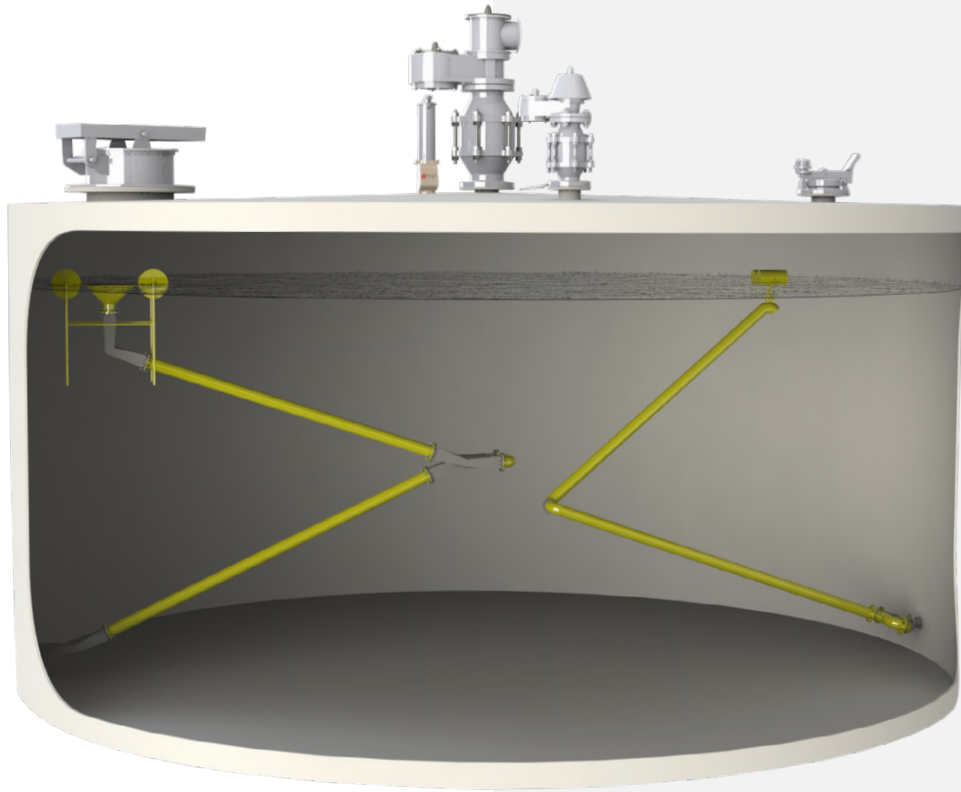
Certificates & Standards



Features / Benefits

- It gets rich and clean content in the top layer of fuel.
- Heavy metals such as water and dirt in the tank collapse down due to their density.
- These are undesirable substances and are generally eliminated by drainage.
- The floating suction arm engages at this point and remains in the floating position thanks to the pontoon and is positioned on the top surface of the tank and provides suction from this point.
- Generally it consists of 3 main parts. Floating panttons, suction tubes and swivel joints or pivot masters that connect them.
- Connection options are made according to customer requirements and requirements as pivot master if required on the axis of the nozzle and swivel joint if misalignment is required.
- It can be designed as single-arm or multi-arm according to the diameter and liquid operation height of the tank.
- The height of the suction opening can be displayed.
- Fuel height can be measured.
- Internal & External floating roof can be integrated.
- It is possible to design with special support to prevent conflicts according to the internals.





- It can be manufactured with any kind of material. (CS, SS, AL, Duplex, Hastelloy, etc.)
- Connection joints are klinger, nitrile, viton, teflon, rubber, etc.
- The design is carried out through the existing manhole.
- All stress, performance and flow analyzes are performed.
- The plugs made of polyamide or teflon.
- Special designs can be realized upon request.
- Sealing and movement tests are carried out in our factory.
- Can be manufactured from ½" to 40".
- Low maintenance.
- Suitable for most aggressive products as 100% aromatics.
- It can work in the range of -50 degrees to 200 degrees.
- Connection flanges are carried out in accordance with all standard flanges according to customer specifications.
- Filtration unit can be installed in the suction port for higher performance.
- Anti vortex device is available.



“Half Level”
Multiple Swivel Joint System



“Full Level”
Multiple Swivel Joint System



“Low Level”
Multiple Swivel Joint System

FSU Swivel Joint

Applications

- Used wherever a leak-proof swivel connection is needed in pipelines or in combination with hoses to eliminate hose twisting.
- Industries range from petroleum, petrochemical, refining, mining, distilling, paint, farm irrigation and fertilizing, wastewater treatment plants and food and beverage process equipment. Storagetech swivel joints are found in blending plants, drum filling applications, fluid and dry bulk transfer, vacuum trucks, oil and gas trucks and water trucks. Larger swivels can be found in the steel industry, marine bulk transfer and many more.


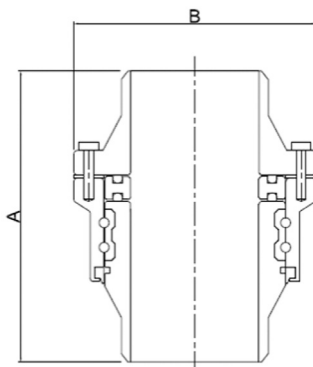
Features

- Full 360° rotational movement.
- Wide spacing between dual ball bearing raceways ensures greater load bearing capacity.
- Precision-machined design ensures alignment and trouble-free service.
- O-ring dust seal protects the ball races and seals chamber from outside elements.
- Radius elbow design ensures a smooth flow pattern.
- Hydrostatic testing is performed on all swivels before shipment.


Manufacturing Materials

Size	Material	Type
From 1" to 24"	*Stainless Steel (SS) *Aluminum (AL)	Flange & Without Flange
**Different materials can be used according to customer's demands.		


Size	A	B
2"	100	Ø102
3"	178	Ø148
4"	171	Ø172
6"	170	Ø225
8"	199	Ø276
10"	256	Ø368



Flanged Connection



Perspective Section View



Welded Connection

Product Recommendations



Flame Arrestor

End-Of-Line,
With Automatic
Opening Hood,
Deflagration

Model: 312

Storagetech™ Flame Arrestors (End-of-line, with Automatic Opening Hood) are passive devices that prevent the propagation of a flame or fire from entering into an opening in a pipeline or vessel discharging flammable vapor. As different from model 310, Model 312 end of line flame arrestor's weather hood is designed to react fire instantly tanks to it's fusible link, which is melted during the fire and let the weather hood release the gas/fire to the atmosphere.


Pressure Vacuum Relief Valve With Flame Arrestor



End-Of-Line,
Weight Loaded,
Combination,
Atmospheric Deflagration
Proof

Model: 330

Storagetech™'s Model 330 Pressure Vacuum Relief Valve with Flame Arrestor provides protection to bulk storage tanks and vessels from over and under pressurization.



Flame Arrestor

Vertical,
In-Line,
Detonation

Model: 320

Storagetech™'s Model 320 In-line Detonation Flame Arrestor (also called flame arrestor or fire arrestor) is designed for installation in gas pipelines. Detonation occurs when a flame travelling through the pipeline reaches supersonic velocities, usually as a result of the pipeline configuration or pipeline surface roughness. Changes in gas density and pressure causes the flame velocity to metamorphose from subsonic to supersonic.



Flame Arrestor

Horizontal,
In-Line,
Detonation

Model: 321

Storagetech™'s Model 321 In-line Detonation Flame Arrestor (also called flame arrestor or fire arrestor) is designed for installation in gas pipelines. Detonation occurs when a flame travelling through the pipeline reaches supersonic velocities, usually as a result of the pipeline configuration or pipeline surface roughness. Changes in gas density and pressure causes the flame velocity to metamorphose from subsonic to supersonic.

Äger GmbH

Germany Head Office + R&D + Sales

Herzogspitalstraße 24
Munich 80331
Germany
+49 89 9040 5200
www.aager.de
sales@aager.de

Turkey Head Office + Sales

Ağaoğlu My Office 212
No: 3 B Blok /175
P.K 34218 Güneşli – Bağcılar
Istanbul / Turkey
+90 212 485 40 07
+90 212 485 40 42
www.ergil.com
sales@ergil.com

Turkey Factory + Engineering + R&D + Sales

Mersin Tarsus OSB.13.CD.NO:7
P.K: 33540 Mersin, Turkey
+90 324 676 44 04
+90 324 676 44 03
sales@ergil.com

U.A.E. Sales + Warehouse

Jumeirah Lake Towers, X2 Tower 1906
P.O. Box: 123661 Dubai, U.A.E.
+971 4 450 8051
+971 4 450 8041
sales@ergil.com

data sheet series

Floating Suction Units

Revision No: 01
ST-DS-FSU-04.21/V1
storagetech.de

April 2021

Storagetech™ Website
QR Code

